

**Kenora and Lake of the Woods Regional  
Community Foundation  
Financial Statements  
For the year ended December 31, 2011**

**Contents**

---

<b>Management's Responsibility</b>	1
<b>Independent Auditors' Report</b>	2
<b>Financial Statements</b>	
Statement of Financial Position	3
Statement of Operations and Changes in Net Assets	4
Statement of Cash Flows	5
Summary of Significant Accounting Policies	6
Notes to Financial Statements	11
Schedule 1 – Community Funds	14
Schedule 2 – Flow-Through Funds	15
Schedule 3 – Endowment Funds	16
Schedule 4 – Administrative and Other Expenses	17
Schedule 5 – Fundraising Activities	18
Schedule 6 – Programs	19

## Management's Responsibility


To the Members of Kenora & Lake of the Woods Regional Community Foundation:


Management is responsible for the preparation and presentation of the accompanying financial statements, including responsibility for significant accounting judgments and estimates in accordance with Canadian generally accepted accounting principles. This responsibility includes selecting appropriate accounting principles and methods, and making decisions affecting the measurement of transactions in which objective judgment is required.

In discharging its responsibilities for the integrity and fairness of the financial statements, management designs and maintains the necessary accounting systems and related internal controls to provide reasonable assurance that transactions are authorized, assets are safeguarded and financial records are properly maintained to provide reliable information for the preparation of financial statements.

The Board of Directors and Audit Committee are composed primarily of Directors who are neither management nor employees of the Organization. The Board is responsible for overseeing management in the performance of its financial reporting responsibilities, and for approving the financial information included in the annual report. The Board fulfils these responsibilities by reviewing the financial information prepared by management and discussing relevant matters with management and external auditors. The Committee is also responsible for recommending the appointment of the Organization's external auditors.

MNP LLP is appointed by the members to audit the financial statements and report directly to them; their report follows. The external auditors have full and free access to, and meet periodically and separately with, both the Committee and management to discuss their audit findings.

  
\_\_\_\_\_  
Signing officer

  
\_\_\_\_\_  
Signing officer

To the Members of Kenora & Lake of the Woods Regional Community Foundation:

We have audited the accompanying financial statements of Kenora & Lake of the Woods Regional Community Foundation, which comprise the statement of financial position as at December 31, 2011, and the statement of operations and changes in net assets and cash flows for the year then ended, and a summary of significant accounting policies and other explanatory information.

*Management's Responsibility for the Financial Statements*

Management is responsible for the preparation and fair presentation of these financial statements in accordance with Canadian generally accepted accounting principles, and for such internal control as management determines is necessary to enable the preparation of financial statements that are free from material misstatement, whether due to fraud or error.

*Auditors' Responsibility*

Our responsibility is to express an opinion on these financial statements based on our audits. We conducted our audits in accordance with Canadian generally accepted auditing standards. Those standards require that we comply with ethical requirements and plan and perform the audit to obtain reasonable assurance about whether the financial statements are free from material misstatement.

An audit involves performing procedures to obtain audit evidence about the amounts and disclosures in the financial statements. The procedures selected depend on the auditors' judgment, including the assessment of the risks of material misstatement of the financial statements, whether due to fraud or error. In making those risk assessments, the auditor considers internal control relevant to the entity's preparation and fair presentation of the financial statements in order to design audit procedures that are appropriate in the circumstances, but not for the purpose of expressing an opinion on the effectiveness of the entity's internal control. An audit also includes evaluating the appropriateness of accounting policies used and the reasonableness of accounting estimates made by management, as well as evaluating the overall presentation of the financial statement.

We believe that the audit evidence we have obtained is sufficient and appropriate to provide a basis for our qualified audit opinion.

*Basis for Modified Opinion*

As is the case with most organizations of this nature, we were unable to independently verify revenue from donations and fundraising activities, the completeness of which is not susceptible to satisfactory audit verification. Accordingly, our verification of these revenues was limited to the amounts in the records of the Foundation and we were not able to determine whether any adjustments might be necessary to revenues, excess of revenues over expenses, assets and net assets.

*Modified Opinion*

In our opinion, except for the possible effects of the matter described in the Basis for Qualified Opinion paragraph, the financial statements present fairly in all material respects the financial position of the Kenora & Lake of the Woods Regional Community Foundation as at December 31, 2011 and the results of its operations, changes in net assets and its cash flows for the year then ended in accordance with Canadian generally accepted accounting principles.

*Other Matter*

The supplementary information contained in the schedules is presented for the purpose of additional analysis and is not a part of the basic audited financial statements. The information in the schedules was derived from the accounting records tested in forming an opinion on the financial statements as a whole.

Kenora, Ontario

July 26, 2012

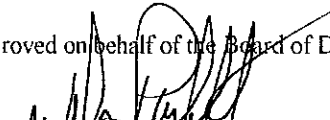

*MNP LLP*  
Chartered Accountants

Licensed Public Accountants

**Kenora and Lake of the Woods Regional Community Foundation**  
**Statement of Financial Position**  
**As at December 31, 2011**

	2011	2010
<b>Assets</b>		
Cash in bank	\$ 121,606	\$ 107,004
Investments (Note 1)	2,539,005	2,215,085
Accounts receivable (Note 2)	13,083	14,675
Prepaid expenses	-	3,684
<b>Total Assets</b>	<b><u>\$ 2,673,694</u></b>	<b><u>\$ 2,340,448</u></b>
<b>Liabilities and Net Assets</b>		
<b>Liabilities</b>		
Accounts payable	\$ 1,806	\$ 3,738
Deferred revenue (Schedule 6)	5,712	610
<b>Total Liabilities</b>	<b><u>7,518</u></b>	<b><u>4,348</u></b>
<b>Net Assets</b>		
General funds	133,291	116,511
Reserve for general funds	3,140	3,140
Community funds (Schedule 1)	117,704	79,798
Flow-through funds (Schedule 2)	6,000	-
Endowment funds (Schedule 3)	2,406,041	2,136,651
<b>Total Net Assets</b>	<b><u>2,666,176</u></b>	<b><u>2,336,100</u></b>
<b>Total Liabilities and Net Assets</b>	<b><u>\$ 2,673,694</u></b>	<b><u>\$ 2,340,448</u></b>

Approved on behalf of the Board of Directors:

  
 \_\_\_\_\_ President  
  
 \_\_\_\_\_ Treasurer

*See accompanying notes to the financial statements.*

Note: The comparative numbers have been restated to conform with current year presentation.

**Kenora and Lake of the Woods Regional Community Foundation**  
**Statement of Operations and Changes in Net Assets**  
**For the year ended December 31, 2011**

	General Funds		Community Funds (Schedule 1)		Flow-Through Funds (Schedule 2)		Endowment Funds (Schedule 3)		Reserve for General Funds		Total
	2011	2010	2011	2010	2011	2010	2011	2010	2011	2010	
<b>REVENUE</b>											
Receipts/Donations (Note 3)	\$ 27,622	\$ 32,099	\$ 138,105	\$ 145,171	\$ 37,500	\$ 37,500	\$ 336,943	\$ 283,552	\$ -	\$ -	\$ 540,170
Interest income	1,009	735	-	-	-	-	-	-	-	-	1,009
Municipal contributions	27,500	27,500	-	-	-	-	-	-	-	-	27,500
Fundraising (Schedule 5)	94,517	83,201	-	-	-	-	-	-	-	-	94,517
Program revenue (Schedule 6)	48,100	31,592	-	-	-	-	-	-	-	-	48,100
<b>Total revenue</b>	<b>198,748</b>	<b>175,127</b>	<b>138,105</b>	<b>145,171</b>	<b>37,500</b>	<b>37,500</b>	<b>336,943</b>	<b>283,552</b>	<b>-</b>	<b>-</b>	<b>711,296</b>
<b>EXPENSES</b>											
Administrative and other (Schedule 4)	105,922	103,314	-	-	-	-	-	-	-	-	105,922
Fundraising (Schedule 5)	27,946	25,895	-	-	-	-	-	-	-	-	27,946
Program expenditures (Schedule 6)	42,388	30,982	-	-	-	-	-	-	-	-	42,388
<b>Total expenses</b>	<b>176,256</b>	<b>160,191</b>	<b>-</b>	<b>-</b>	<b>-</b>	<b>-</b>	<b>-</b>	<b>-</b>	<b>-</b>	<b>-</b>	<b>176,256</b>
<b>Excess of revenue over expenses before undemoted items</b>	<b>22,492</b>	<b>14,936</b>	<b>138,105</b>	<b>145,171</b>	<b>37,500</b>	<b>37,500</b>	<b>336,943</b>	<b>283,552</b>	<b>-</b>	<b>-</b>	<b>535,040</b>
<b>DEFERRED REVENUE (Schedule 6)</b>	<b>(5,712)</b>	<b>(610)</b>	<b>-</b>	<b>-</b>	<b>-</b>	<b>-</b>	<b>-</b>	<b>-</b>	<b>-</b>	<b>-</b>	<b>(5,712)</b>
Investment income, net	-	-	-	-	-	-	44,649	147,471	-	-	44,649
Investment administration fees	-	-	-	-	-	-	(17,486)	(13,408)	-	-	(17,486)
<b>Total</b>	<b>16,780</b>	<b>14,326</b>	<b>138,105</b>	<b>145,171</b>	<b>37,500</b>	<b>37,500</b>	<b>364,106</b>	<b>417,615</b>	<b>-</b>	<b>-</b>	<b>556,491</b>
<b>DISTRIBUTIONS</b>											
Community funds (Schedule 1)	-	-	(100,199)	(100,912)	-	-	-	-	-	-	(100,199)
Flow-through funds (Schedule 2)	-	-	-	-	(31,500)	(38,400)	-	-	-	-	(31,500)
Endowment funds (Schedule 3)	-	-	-	-	-	-	(94,716)	(93,935)	-	-	(94,716)
<b>Excess of revenue over expenses for the year</b>	<b>16,780</b>	<b>14,326</b>	<b>37,906</b>	<b>44,259</b>	<b>6,000</b>	<b>(900)</b>	<b>269,390</b>	<b>323,680</b>	<b>-</b>	<b>-</b>	<b>330,976</b>
Net Asset Balances, beginning of year	116,511	102,185	79,798	35,539	-	900	2,136,651	1,812,971	3,140	3,140	2,336,100
<b>Fund balances, end of year</b>	<b>\$ 133,291</b>	<b>\$ 116,511</b>	<b>\$ 117,704</b>	<b>\$ 79,798</b>	<b>\$ 6,000</b>	<b>\$ -</b>	<b>\$ 2,406,041</b>	<b>\$ 2,136,651</b>	<b>\$ 3,140</b>	<b>\$ 3,140</b>	<b>\$ 2,666,176</b>

See accompanying notes to the financial statements

**Kenora and Lake of the Woods Regional Community Foundation**  
**Statement of Cash Flows**  
**For the year ended December 31, 2011**

2011

2010

**CASH PROVIDED BY (USED IN) OPERATING AND  
 ENDOWMENT FUND ACTIVITIES**

Excess of revenue over expenses for the year	<u>\$ 330,076</u>	<u>\$ 381,365</u>
--	-------------------	-------------------

**CHANGES IN NON CASH WORKING CAPITAL**

(Increase) decrease in accounts receivable	1,592	(2,759)
--	-------	---------

Decrease in prepaid expenses	3,684	375
------------------------------	-------	-----

(Decrease) in accounts payable	(1,932)	(1,697)
--------------------------------	---------	---------

Increase in deferred revenue	<u>5,102</u>	<u>104</u>
------------------------------	--------------	------------

	<u>8,446</u>	<u>(3,977)</u>
--	--------------	----------------

**CASH PROVIDED BY (USED IN) INVESTING  
 ACTIVITIES**

Purchase of investments	(442,138)	(449,718)
-------------------------	-----------	-----------

Sales of investments	<u>118,218</u>	<u>90,948</u>
----------------------	----------------	---------------

(Increase) in investments, net of sales	<u>(323,920)</u>	<u>(358,770)</u>
---	------------------	------------------

<b>NET INCREASE IN CASH</b>	<b>14,602</b>	<b>18,618</b>
-----------------------------	---------------	---------------

CASH, beginning of year	<u>107,004</u>	<u>88,386</u>
-------------------------	----------------	---------------

<b>CASH, end of year</b>	<u><b>\$ 121,606</b></u>	<u><b>\$ 107,004</b></u>
--------------------------	--------------------------	--------------------------

---

**Kenora and Lake of the Woods Regional Community Foundation**  
**Summary of Significant Accounting Policies**  
**December 31, 2011**

---

**Purpose of the Foundation**

The Kenora and Lake of the Woods Regional Community Foundation was incorporated September 4, 2003 under the Canada Corporations Act as a not-for-profit organization, to help improve community living and enhance the quality of life in the City of Kenora and surrounding Lake of the Woods region for both citizens and visitors through building permanent endowment funds and community grant making. The geographical boundaries include the communities of Kenora, Sioux Narrows, Nestor Falls, Minaki, Redditt and neighboring unincorporated and First Nations areas.

The Foundation is registered as a charitable organization under the Income Tax Act (the "Act") and as such is exempt from income taxes and is able to issue donation receipts for income tax purposes. In order to maintain its status as a registered charity under the Act, the Foundation must meet certain requirements within the Act. In the opinion of management, these requirements have been met.

**Significant Accounting Policies**

The financial statements have been prepared in accordance with Canadian generally accepted accounting principles as issued by the Accounting Standards Board and include the following significant accounting policies:

**Cash and Cash Equivalents**

Cash and cash equivalents comprise of cash on hand and temporary investments with a maturity date of three months or less.

**Fund Accounting**

In order to ensure observance of the limitations and restrictions placed on the use of resources available to the Foundation, the accounts of the Foundation are maintained in accordance with the principles of fund accounting. Accordingly, resources are classified for accounting and reporting purposes into funds. These funds are held in accordance with the objectives specified by the donors or in accordance with directives issued by the Board of Directors. For financial reporting purposes, the accounts have been classified into the following funds:

***General Funds***

The general funds account for the Foundation's administrative and operational activities. Net expenditures of the fund are financed primarily by municipal and donor

---

**Kenora and Lake of the Woods Regional Community Foundation**  
**Summary of Significant Accounting Policies - continued**  
**December 31, 2011**

---

contributions, various fundraising activities and investment income earned on the operating endowment fund.

***Reserve for General Funds***

This reserve has been created to be used for general funds only, at the discretion of the Board of Directors.

***Community Funds***

The community funds report amounts, including donations and investment income on endowed funds, that are available to be used for community grant and program purposes.

***Flow-Through Funds***

The Foundation holds within its assets, amounts which other charitable organizations have requested be distributed to specific charitable organizations upon approval of the donor. To the extent that the conditions/approval of the donor are not met, the funds are to be returned to the donor. To the extent that monies are received in advance of the distribution, the amounts are pooled with the investments of the Foundation.

***Endowment Funds***

The endowment funds report amounts that are donated to the Foundation on a permanent basis. In addition, they include both realized and unrealized investment income, net of distributions to the general and community funds.

**Investments**

Investments are recognized in the statement of financial position at fair value as established by the closing bid price on a recognized public stock exchange and as determined based on the Foundation's assessment of available market information. Realized and unrealized gains and losses are recorded in the statement of operations and changes in Foundation funds.

**Revenue Recognition**

***Contributions***

Contributions are recognized on the earlier of when they are received and when the gift has been approved.



---

**Kenora and Lake of the Woods Regional Community Foundation**  
**Summary of Significant Accounting Policies - continued**  
**December 31, 2011**

---

*Donations and bequests*

All donations and bequests are recorded as revenue only as received or receivable if the amount to be received can be reasonably estimated and collection is reasonably assured.

*Pledges*

Because of the uncertainty of the collectability of pledges, the Foundation recognizes only those pledges for which contributions have been received at the date of the financial statements.

*Investment income*

Interest is recorded on an accrual basis. Dividends that have been declared are recorded as income on the date of record set for the dividend.

*Contributed services*

The work of the Foundation is dependent on the voluntary services of many members and community individuals. In addition, many groups/organizations assist the Foundation by providing furniture and equipment, supplies, office premises, etc.

Because of the difficulty of determining the fair value, contributed services are not recognized in the financial statements.

**Use of Estimates**

The preparation of financial statements in conformity with Canadian generally accepted accounting principles requires management to make estimates and assumptions that affect the reported amounts of assets and liabilities at the date of the financial statements and the reported amounts of revenues and expenses during the reporting period. By their nature, these estimates are subject to measurement uncertainty. The effect of changes in such estimates on the financial statements in future periods could be significant. Accounts specifically affected by estimates in these financial statements are the valuation of investments.

---

**Kenora and Lake of the Woods Regional Community Foundation**  
**Summary of Significant Accounting Policies - continued**  
**December 31, 2011**

---

**Financial Instruments**

The Foundation's financial instruments consist of cash and cash equivalents, accrued investment income receivable, bonds and debentures, common shares and convertible securities, mortgages and real estate funds, and accounts payable and accrued liabilities.

The Foundation designated as held-for-trading all investments and cash and cash equivalents. Accrued investment income receivable is classified as loans and receivables and accounts payable and accrued liabilities as other liabilities.

Financial assets purchased and sold, where the contract requires the asset to be delivered within an established time frame are recognized on a trade-date basis. Transaction costs are expensed as incurred on financial instruments classified as other than held-for-trading.

The fair values of cash and cash equivalents accrued investment income receivable and accounts payable and accrued liabilities approximate their carrying values.

**Changes in Accounting Framework**

The Foundation is currently classified as a not-for-profit organization under the Act. The Canadian Institute of Chartered Accountants (CICA) Accounting Standards Board (AcSB) is proposing to carry forward existing accounting standards for not-for-profit organizations into its new Accounting Handbook. The AcSB reconfirmed that existing standards for not-for-profit organizations will remain in effect for the time being until a mandatory effective date for adopting the new standards is established.

The CICA Public Sector Accounting Board (PSAB) is also establishing not-for-profit standards currently with the AcSB.

The Foundation intends to continue applying the existing not-for-profit standards and is awaiting the finalization of the new not-for-profit standards. Once the new standards are finalized the Foundation will determine the impact and which framework to adopt.

---

**Kenora and Lake of the Woods Regional Community Foundation**  
**Summary of Significant Accounting Policies - continued**  
**December 31, 2011**

---

**Future Accounting Changes - New Accounting Framework**

The CICA has issued a new accounting framework applicable to Canadian not for profit organizations. Effective for fiscal years beginning on January 1, 2012, not for profit organizations will have to choose between International Financial Reporting Standards and Accounting Standards for Not for Profit Organizations, whichever suits them best. Early adoption of these standards is permitted. The Foundation currently plans to adopt the new accounting standards for not for profit organizations for its fiscal year beginning on January 1, 2012, however the impact of this transition has not yet been determined.

**Kenora and Lake of the Woods Regional Community Foundation**  
**Notes to Financial Statements**  
**December 31, 2011**

**Note 1 - Investments, at market value**

	<u>2011</u>	<u>2010</u>
Copperfin Credit Union - Trust Accounts	\$ 39,863	\$ 158,107
Jarislowky Fraser Managed Assets		
Bonds	160,693	107,774
Canadian Equity	265,963	243,022
Global Balanced	2,072,109	1,705,830
RBC Dexia Investor Services	377	353
	<u>\$ 2,539,005</u>	<u>\$ 2,215,085</u>

The Foundation is exposed to fluctuations in market prices of stocks and bonds, interest rates and exchange rates, and credit risk on bonds. These risks are mitigated by the Foundation's investment policies, which prescribe the asset mix of investments, including the amount of foreign content, and credit ratings of bond issuers.

**Note 2 - Accounts Receivable**

	<u>2011</u>	<u>2010</u>
Contributions and miscellaneous	\$ 13,083	\$ 10,765
Receiver General - HST	-	3,910
	<u>\$ 13,083</u>	<u>\$ 14,675</u>

**Note 3 - General Funds Receipts/Donations**

	<u>2011</u>	<u>2010</u>
MNP LLP	\$ 3,000	\$ 4,000
Miscellaneous Revenues	124	844
Payroll Grants	-	4,138
Allocation from operating endowment fund	22,948	20,927
General Fund administration fees	1,550	2,190
	<u>\$ 27,622</u>	<u>\$ 32,099</u>

**Note 4 - Financial Risk Management**

The Foundation actively manages the risks that arise from its use of financial instruments, including liquidity, credit and market risk. The Foundation adheres to an investment policy that outlines the objectives, constraints, and parameters related to its investing activities. This policy prescribes limits around the quality and concentration of investments held by the Foundation. Management regularly reviews the Foundation's investments to ensure all activities adhere to the investment policy.

a) *Liquidity Risk*

Liquidity risk is the risk that the Foundation will not be able to meet its financial obligations as they fall due. It is managed by investing the majority of the Foundation's assets in investments that are traded in an active market and can be readily liquidated. In addition, the Foundation aims to retain sufficient cash positions to maintain liquidity. The Foundation's investments are considered readily realizable and liquid, therefore the Foundation's liquidity risk is considered minimal.

FINANCIAL RISK MANAGEMENT (continued)

b) *Credit Risk*

Credit risk is the potential for financial loss should a counterparty in a transaction fail to meet its obligations. The Foundation's investments in short-term investments and bonds and debentures are subject to credit risk. The maximum exposure to credit risk on these financial instruments is their carrying value. The investment policy of the Foundation mandates that at least 90% of its bond portfolio have a minimum credit rating of A and that up to 10% of the portfolio cap be invested in bonds rated BBB. The Foundation monitors its credit risk management policies regularly to evaluate their effectiveness.

c) *Market Risk*

Market risk is the potential for financial loss to the Foundation from changes in the values of its financial instruments due to changes in interest rates, currency exchange rates or equity prices. The investments of the Foundation are subject to normal market fluctuations and to the risk inherent in investment in capital markets.

i) *Interest Rate Risk*

Interest rate risk is the risk that changes in interest rates will affect future cash flows or fair values of financial instruments. Interest rate risk arises when the Foundation invests in interest-bearing financial instruments, and therefore the Foundation is exposed to interest rate risk on its bond portfolio. The objective of the Foundation's investment policy is to control interest rate risk by managing its interest rate exposure. The Foundation's investment manager invests in bonds either directly or indirectly by investing in a global balanced fund. At 31 December 2011, 38% of its investments were held in bonds and 3.3% were held in fixed instruments.

ii) *Currency Risk*

Currency risk is the risk that the value of financial instruments denominated in currencies other than the currency of the Foundation will fluctuate due to changes in foreign exchange rates. The Foundation is exposed to currency risk on the monies invested in its global balanced fund, as the prices denominated in foreign currencies are converted to the Foundation's functional currency in determining fair value. The objective of the Foundation's investment policy is to control currency risk by maintaining a geographically diversified portfolio and further provides that the investment in all non Canadian securities shall not be more than 65% of the total portfolio. The Foundation's investment manager invests either directly or indirectly by investing in a global balanced fund. At 31 December 2011, 30.8% of its investments were held in U.S. and foreign equity.

iii) *Equity Price Risk*

Equity price risk is the risk that the value of financial instruments will fluctuate due to changes in market prices. The Foundation is exposed to equity price risk on its investments in preferred and common stock. The objective of the Foundation's investment policy is to control equity price risk by maintaining a portfolio which is diversified across geographic and industry sectors. The performance of the Foundation's investments are measured against a benchmark consisting of relative weightings of the S&P/TSX Composite Index, S&P 500 Total Return Index, MSCI-EAFE Index, Scotia Capital Universe Bond Index, and 91 day T Bill Index. The Foundation's investment manager invests either directly or indirectly by investing in a global balanced fund. At 31 December 2011, 27.9% of its investments were held in Canadian equities.

---

**Kenora and Lake of the Woods Regional Community Foundation**  
**Notes to Financial Statements**  
**December 31, 2011**

---

**Note 5 - Capital Management**

The Board of Directors, on an annual basis, establish the portion of the annual investment income to be distributed to the general funds to cover administrative expenses, amounts to distribute to the community funds to cover charitable distributions and amounts to be retained in the endowment funds to provide a reserve against both inflation and lower investment returns.

*Externally and internally restricted funds*

The Foundation maintains several funds within its assets as follows:

- ◆ Most endowment funds are established as gifts which are designated to remain under the Foundation's management in perpetuity. Such donations are combined so that each fund is increased periodically by its proportionate share of investment gains and losses that are allocated to capital.
- ◆ Community funds remain under the Foundation's management as a result of specific agreements with donors.
- ◆ A general fund has been established, at the direction of the Board, to fund administration costs of the Foundation.
- ◆ A reserve for general funds has been established, at the direction of the Board, to fund future administration costs. Use of the capital is subject to the approval of the Board of Directors.

---

**Note 6 - Comparative Amounts**

Certain comparative amounts presented in the financial statements have been restated to conform to the current year's presentation.

---

Kenora and Lake of the Woods Regional Community Foundation  
Schedule 1 - Community Funds  
As at December 31, 2011

	2011	2010
Balance, beginning of year	\$ 79,798	\$ 35,539
<b>Current contributions:</b>		
Kenora Rotary - Youth in Philanthropy	7,000	3,500
Copperfin Credit Union - Youth in Philanthropy	3,500	3,500
Jim and Leney Richardson	20,000	30,000
Hartley and Heather Richardson	10,000	10,000
Canadian Pacific Railway	16,435	17,000
A. Paterson	2,000	2,660
Other	7,400	5,500
Allocation from endowment funds	71,770	73,011
	<u>138,105</u>	<u>145,171</u>
	<u>217,903</u>	<u>180,710</u>
<b>Distributions:</b>		
Academy for Vocational Training-Rescue North	-	500
Agape Table	2,000	2,000
Alzheimer Society of Kenora and Rainy River	3,000	2,600
Beaver Brae Secondary School - YIP	3,500	3,500
Canadian Cancer Society - Ontario NW Region	2,890	490
Canadian Red Cross	950	164
Changes Recovery Homes	1,000	-
City of Kenora Handi Transit	2,130	1,828
City of Kenora - Community Projects	-	4,164
City of Kenora - Summer Splash	872	-
City of Kenora Public Library	4,752	3,842
City of Kenora - Music Scene	(1,000)	1,000
City of Kenora - Recreation Centre	4,900	-
District of Kenora Home for the Aged	5,150	5,500
District of Kenora Home for the Aged - Programmes	-	360
Ducks Unlimited	-	3,920
Firefly - Best Start Hub	1,314	-
Firefly - Kenora Skating Club	3,000	-
Firefly - LOWAC	2,000	-
Firefly - Minto Parent	1,000	2,000
Firefly - Triple P.L.A.Y.	260	12,630
Habitat for Humanity	5,000	-
Iggy's Wildlife Rehab Centre	-	1,000
It's a Dog's Life	435	2,600
It's a Dog's Life - Cat Shelter	5,000	2,500
Kenora Assembly of Resources - Northland Supportive Housing	3,600	4,000
Kenora Association for Community Living	4,770	3,000
Kenora Fellowship Centre	4,850	1,648
Kenora Patricia Child & Family Services	1,265	442
Kenora Special Olympics	2,324	647
KPDSB - Breakfast Programmes	4,000	2,000
Lake of the Woods Child Development Centre - Other	-	1,000
Lake of the Woods Concert Group - Harbourfront Concert Series	683	1,750
Lake of the Woods District Hospital Foundation	8,492	9,940
LOW District Hospital - Community After School Programmes	-	1,000
Lake of the Woods Museum	2,000	2,000
Minaki Foundation	-	775
Ne-chee Fellowship Centre	1,000	648
Northwestern Health Unit	-	421
Salvation Army	2,422	2,672
St. John's Ambulance	-	-
St. Thomas Aquinas High School - YIP	3,500	3,500
Township of Sioux Narrows	1,400	1,639
Trylight Theatre	2,500	3,000
Women's Place - Arts & Heritage Education Project	-	3,000
Women's Place - New Mother's Programme	-	3,600
Allocation from endowment funds - Kenora Public Library	1,810	749
Allocation from endowment funds - K.A.C.L.	2,526	896
Allocation from endowment funds - Triple Play	2,980	747
Allocation from endowment funds - Pincrest	1,462	400
Allocation from endowment funds - Handi Transit	49	-
Allocation from endowment funds - Special Olympics	13	-
	<u>99,799</u>	<u>100,072</u>
Kenora and Lake of the Woods Regional Community Foundation - General Fund	400	840
<b>Total Distributions</b>	<u>100,199</u>	<u>100,912</u>
Balance, end of year	\$ 117,704	\$ 79,798

Kenora and Lake of the Woods Regional Community Foundation  
Schedule 2 - Flow-Through Funds  
As at December 31, 2011

	2011	2010
Balance, beginning of year	\$ -	\$ 900
<b>Contributions:</b>		
The Winnipeg Foundation - Moffat Family Fund	<u>37,500</u>	<u>37,500</u>
	<u>37,500</u>	<u>38,400</u>
<b>Distributions:</b>		
Canadian Hearing Society	-	2,030
City of Kenora - Tri Municipal Minor Baseball	-	2,000
City of Kenora - Skating Club	-	2,000
Kenora Assembly of Resources - Northland Supportive Housing	-	5,000
Kenora Association of Community Living	-	2,500
Kenora Keewatin Patricia School Board - King George Lunch Program	1,500	-
Lake of the Woods Child Development Centre - Prenatal Nutrition Program	1,000	-
Lake of the Woods Child Development Centre - Minto Parent Child Centre	10,375	10,000
Lake of the Woods Child Development Centre - Triple P.L.A. Y.	10,000	12,000
Lake of the Woods Child Development Centre - Breast Pump Program	1,500	-
Lake of the Woods Child Development Centre - Kenora Preschool Group	2,000	-
Lake of the Woods Concert Group - Sunday Smiles	-	1,500
Nestor Falls/Sioux Narrows Public Library	1,040	-
Nestor Falls/Sioux Narrows Public Library	2,875	-
Northwestern Health Unit in Sioux Narrows/Nestor Falls	-	620
Scouts Canada - Kenora Scouting	<u>460</u>	<u>-</u>
	30,750	37,650
Kenora and Lake of the Woods Regional Community Foundation - General Fund	<u>750</u>	<u>750</u>
<i>Total Distributions</i>	<u>31,500</u>	<u>38,400</u>
Balance, end of year	<u>\$ 6,000</u>	<u>\$ -</u>



Known and Unknown of the Woods Regional Community Foundation  
 Schedule 3 - Endowment Funds  
 As at December 31, 2011

Schedule 3	Endowment Funds													Total		
	Arts & Culture	Community Fund	Environment	Health & Wellness	Operating Endowment	Social Welfare	Donor to Abuse	Animal Welfare	Handl Transit	Special Olympics	Triple P.L.A.Y.	Kenora Library	K.A.C.L.		Pinetrest	Subsant House
Balance, beginning of year	\$ 189,823	\$ 600,988	\$ 76,460	\$ 113,403	\$ 66,201	\$ 661,408	\$ 105,536	\$ 28,118	\$ 4,320	\$ 1,015	\$ 86,392	\$ 53,709	\$ 92,546	\$ 55,732	\$	\$ 2,136,651
Contributions	31,005	79,759	10,300	10,000	2,600	43,980	17,465	7,959	263	10,222	100	11,448	42,027	57,700	12,075	336,943
Allocations from Donor Advised		52,813				(52,913)										
Sub total	220,828	733,700	86,760	123,403	68,801	705,386	45,583	12,279	1,278	96,614	53,809	103,994	97,759	57,700	12,075	2,473,594
Investment income, net	2,418	7,860	961	1,395	808	8,049	446	98	14	1,078	653	1,157	904	340	71	27,163
Distributed to general & community funds	(9,309)	(26,902)	(3,993)	(5,298)	(808)	(28,245)	(4,237)	(1,219)	(344)	(3,760)	(2,227)	(4,071)	(3,160)	(1,195)	(280)	(94,716)
Balance, end of year	\$ 213,937	\$ 714,555	\$ 84,129	\$ 119,500	\$ 68,801	\$ 685,192	\$ 49,317	\$ 45,809	\$ 1,244	\$ 93,802	\$ 52,276	\$ 101,960	\$ 95,483	\$ 56,845	\$ 11,886	\$ 2,406,041

As at December 31, 2010

Schedule 3	Endowment Funds													Total		
	Arts & Culture	Community Fund	Environment	Health & Wellness	Operating Endowment	Social Welfare	Donor to Abuse	Animal Welfare	Handl Transit	Special Olympics	Triple P.L.A.Y.	Kenora Library	K.A.C.L.		Pinetrest	Subsant House
December 31, 2010	\$ 176,188	\$ 555,421	\$ 60,041	\$ 91,819	\$ 63,806	\$ 515,318	\$ 89,968	\$ 10,870	\$	\$	\$ 76,502	\$ 51,161	\$ 67,225	\$ 34,157	\$	\$ 1,812,971
Balance, beginning of year	11,135	34,178	14,988	20,010	1,500	131,800	14,038	17,540	4,750	1,000	8,243	1,449	23,420			283,552
Contributions		338					(338)									
Allocations from Donor Advised		38,276	4,652	8,963	4,114	39,903	6,650	1,347	146	34	5,536	3,958	5,413	3,714		134,063
Investment income, net	199,790	625,213	79,651	118,812	65,520	687,621	110,303	29,757	4,398	1,034	90,381	56,108	96,059	37,871		2,230,386
Distributed to general & community funds	(9,967)	(26,235)	(3,201)	(5,409)	(3,319)	(26,213)	(4,767)	(639)	(78)	(19)	(3,989)	(2,459)	(3,513)	(2,139)		(93,935)
Balance end of year	\$ 189,823	\$ 600,988	\$ 76,460	\$ 113,403	\$ 68,201	\$ 681,408	\$ 105,536	\$ 28,118	\$ 4,320	\$ 1,015	\$ 86,392	\$ 53,709	\$ 92,546	\$ 55,732	\$	\$ 2,136,651

---

**Kenora and Lake of the Woods Regional Community Foundation**  
**Schedule 4 - Administrative and Other Expenses**  
**For the year ended December 31, 2011**

---

	2011	2010
Advertising	\$ 13,927	\$ 16,408
Automotive and travel (recoveries)	3,698	429
Dues and fees	946	2,216
Insurance	3,746	3,670
Interest and bank charges	1,614	1,188
Meetings and forums	5,024	5,525
Office, postage and supplies	5,056	4,150
Professional fees	7,034	7,478
Salaries and benefits	63,664	62,094
Training and development	1,213	156
<b>Total administrative and other expenses</b>	<b>\$ 105,922</b>	<b>\$ 103,314</b>

Kenora and Lake of the Woods Regional Community Foundation  
 Schedule 5 - Fundraising Activities  
 As at December 31, 2011

	Festival of Trees		Dragon Boat Festival		Hello Summer		Community Dragon Boat		Total	
	2011	2010	2011	2010	2011	2010	2011	2010	2011	2010
Revenue										
Receipts/Donations	\$ 50,287	\$ 39,988	\$ 35,181	\$ 34,473	\$ 8,630	\$ 8,155	\$ 419	\$ 585	\$ 94,517	\$ 83,201
Expenses										
Advertising	2,954	2,728	4,848	3,464	452	406	-	-	8,254	6,598
Entertainment and meals	4,299	4,925	610	508	2,406	2,769	-	-	7,315	8,202
Rent	1,152	1,125	7,164	6,992	102	79	-	-	8,418	8,196
Purchases, supplies and other	2,026	984	1,672	1,797	40	-	221	118	3,959	2,899
Total expenses	10,431	9,762	14,294	12,761	3,000	3,254	221	118	27,946	25,895
Excess of revenue over expenses	\$ 39,856	\$ 30,226	\$ 20,887	\$ 21,712	\$ 5,630	\$ 4,901	\$ 198	\$ 467	\$ 66,571	\$ 57,306

**Kenora and Lake of the Woods Regional Community Foundation**  
**Schedule 6 - Programs**  
**For the year ended December 31, 2011**

	First Nation - Paterson		Ontario Trillium Foundation		Internship Programme		Total	
	2011	2010	2011	2010	2011	2010	2011	2010
Deferred revenue, beginning of year	\$ 610	\$ 506	\$ -	\$ -	\$ -	\$ -	\$ 610	\$ 506
Contributions	20,000	20,000	11,800	-	15,690	11,086	47,490	31,086
<b>Total revenue</b>	<b>20,610</b>	<b>20,506</b>	<b>11,800</b>	<b>-</b>	<b>15,690</b>	<b>11,086</b>	<b>48,100</b>	<b>31,592</b>
<b>Expenses</b>								
Marketing	-	-	-	-	-	-	-	-
Dues	-	-	-	-	-	-	-	-
Meetings and forums	-	-	-	-	-	-	-	-
Rent	-	-	-	-	-	-	-	-
Supplies	-	-	-	-	-	-	-	-
Wages	16,304	19,053	10,394	-	15,690	11,086	42,388	30,139
Non-First Nation expenditures	-	843	-	-	-	-	-	843
<b>Total expenses</b>	<b>16,304</b>	<b>19,896</b>	<b>10,394</b>	<b>-</b>	<b>15,690</b>	<b>11,086</b>	<b>42,388</b>	<b>30,982</b>
Deferred revenue, end of year	\$ 4,306	\$ 610	\$ 1,406	\$ -	\$ -	\$ -	\$ 5,712	\$ 610